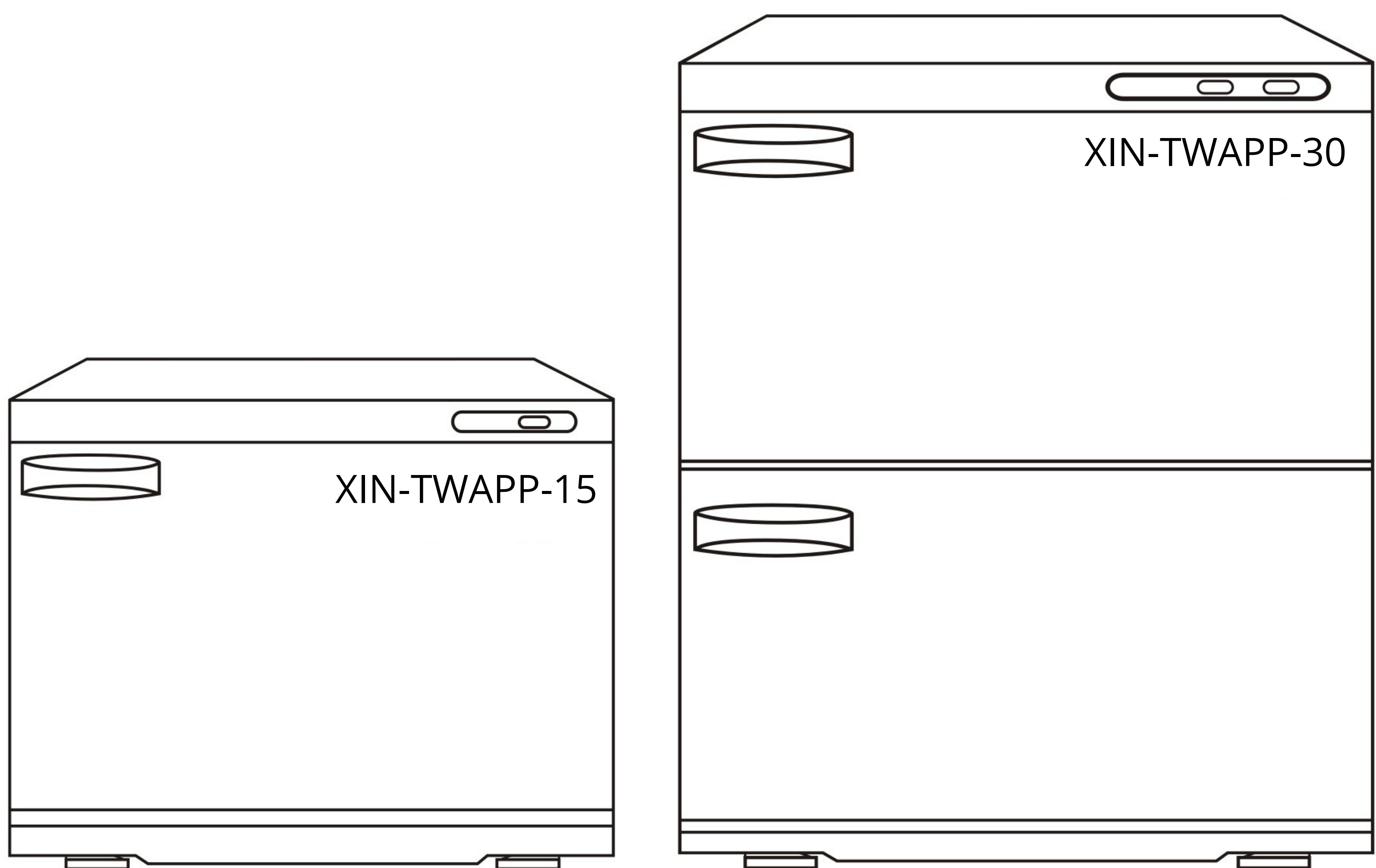


dermalogic

TOWEL WARMER MANUAL

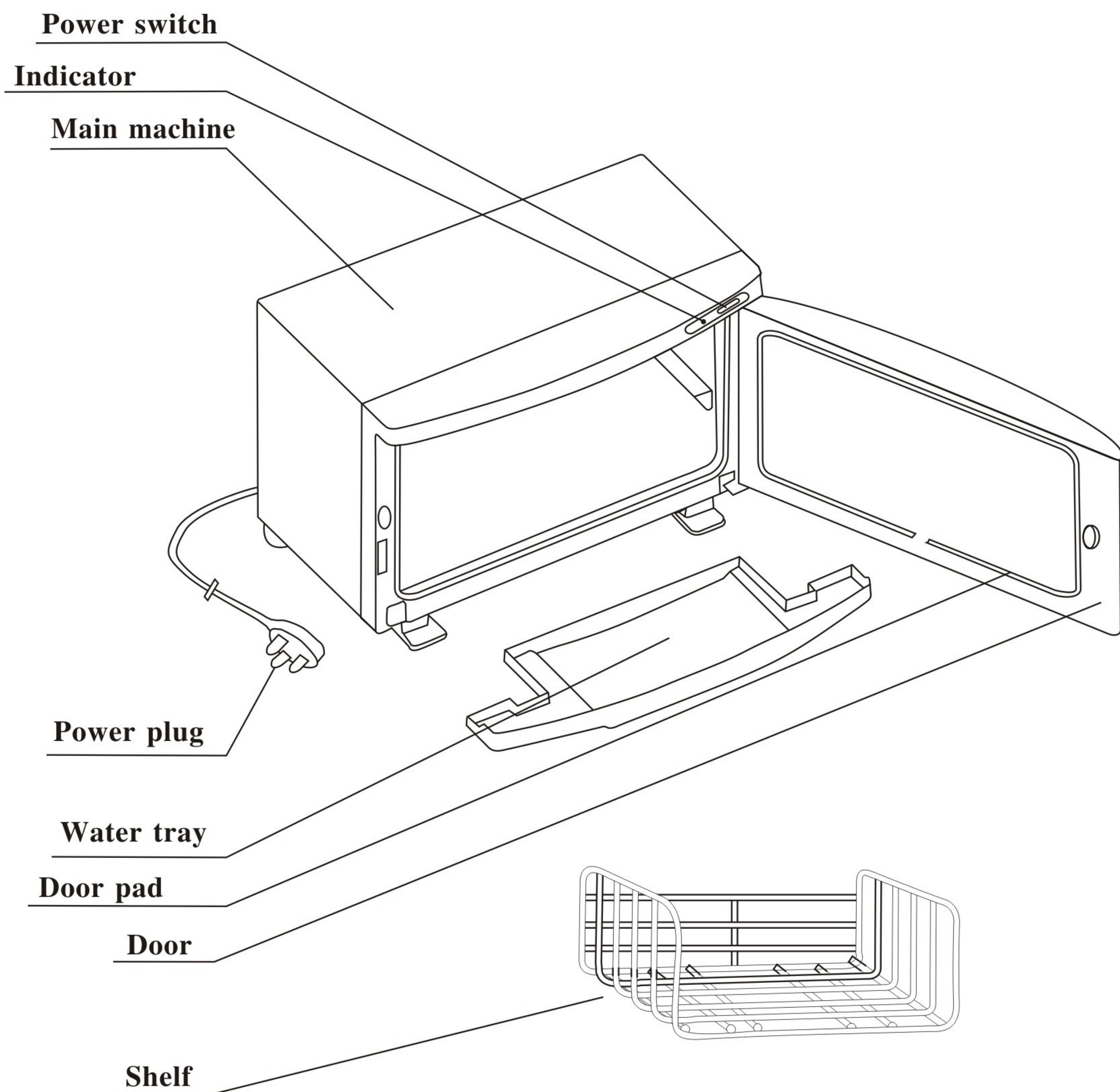


Thank you for purchasing our Dermalogic Towel Warmer. To use this product safely and effectively, please read this manual carefully and abide by all directions and notes.

■ Product specification ■

Model	XIN-TWAPP-15	XIN-TWAPP-30
Rated power	Single phase, 120V / 60Hz	
Power	190W	380W
Temp. adjustment	Bimetal thermostat	
Inside temp.	65~90°C	65~90°C
Safety unit	Safety temperature(100°C)	
Outside size (mm)	L450 x W285 x H354	L410 x W444 x H447
Inside size (mm)	L370 x W190 x H250	L330 x W325 x H145X2
Inside capacity	18L	32L(16Lx2)
Insulation material	Glass wool	
Weight	6 Kg	10 Kg
Accessories	Shelf(2) Water tray(1)	Shelf(2) Water tray(1)

■ Names of all parts ■



■ Before operation ■

- Put this product in a stable and ventilate place with low temperature and less vibration, and always keep it away from water.
- To prevent electric shock, use the power with the ground wire installed.
- The water tray must firmly installed inside. Insert the water tray horizontally with two hands.

■ Operation ■

1. Please confirm that the power switch of this product is “OFF”.
2. Firmly insert the plug into the socket.
3. Close the door and take the shelf out of the warmer.
4. Put the towel on the shelf and put the shelf into the warmer. Do not put too many towels, preventing from the direct contact between the towel and the warmer body.
5. Close the door of this product firmly.
6. Turn the power “ON”.

The indicator lights and the product starts to power on.

- ※ As the inside of the warmer and the shelf are both of high temperature wher the power is on, do not directly contact the warmer when taking off the towel.
- ※ Please empty the water tray before it is full of water.





■ Maintenance ■









1. Turn the power switch “OFF”.
2. Take off the plug from the socket.
3. When the temperature of this product falls, take out all towels from the warmer, and wipe it dry.
4. Empty the water tray.
5. Wipe the inside with dirty of the warmer with a dry towel. If it is difficult to remove the dirt, add a little neutral detergent for tableware on a piece of cloth to wipe the dirt. Do not use the solvent such as thinner and the polishing powder.
6. The dirt on the shelf can be washed with water by taking out the shelf from the warmer.
7. Open the door and ventilate the inside warmer.

Safety notes:

- Please read the “Safety Notes” carefully before operating this product, then use it correctly.
- All notes here are recorded for your safe correct operation of this product , and prevent from any unnecessary accident to you and others, Besides, the notes also tells you what will happen after taking the wrong operation . The notes are divided into two parts , namely , “ Forbidden ” and “ Attention ” ,which are both important contents for safety. Please obey these provisions.

※After reading this guaranty, keep it in a readable place, so that the operators can read it easily.

	Forbidden	Do not crash , damage , process , or forcefully bend , stretch , tighten and curl the electric wire . Besides , load heavily on the wire or insert the wire into some place will also damage the wire.
	Forbidden for outdoor service	Do not use it outdoors. when using this product wetted by rain, it will also cause electric leakage or shock accident.
	Forbidden for branch wires	Please separately use the power socket with rated power of over 15A, Do not use twin or branch socket.
	Forbidden	Do not use it by any child independently. Set this product is a place out of the touch of the younger child, preventing the child from being scald or electrical shock.

	Take out the plug	Do not hold the wire to take out the plug,for it may deform the metal piece on the plug or damage the wire.
	Do not operate with wet hand	Do not touch the plug and power switch with power with wet hand, for it may cause electric shock.
	Attention	Do not fall this product or strongly force it, for it may cause trouble and breakdown of the product.
	Attention	The towel put into the warmer must be packed with special plastic bag, otherwise, the towel will be dry, Use the heat resistant plastic bag only.
	Attention	Put the towel into the shelf then into the unit. Do not contact the towel directly with the inside warmer body, for it may melt the special bag for discolor the towel.
	Attention	The towel shall not be put into the warmer for over 1 day, otherwise, it will become dry, deform or stink.
	Forbidden for decomposition	Do not decompose, repair or reform this product other than those professional technical maintenance personnel, for it will cause fire or abnormality which is harmful for human body.
	Ground wire	Use the three-jack socket with ground wire, preventing from trouble and electric shock in leakage.